

---

# Lesson 4

## Table of Contents

Семья .....	2
Setting the scene .....	3
Диалог №1 .....	3
Вариант диалога №1 .....	3
Диалог №2 .....	3
Вариант диалога №2 .....	4
Упражнение №1. ....	4
Упражнение №2. ....	4
Упражнение №3. ....	5
Упражнение №4. ....	6
Упражнение №5. ....	7
Упражнение №6. ....	8
Упражнение №7. ....	8
Упражнение №8. ....	8
Упражнение №9. ....	9
Упражнение №10. ....	9
Упражнение №11. ....	9
Упражнение №12. ....	9
Numbers from 1-10 .....	10
Упражнение №13. ....	10
Упражнение №14. ....	10
Упражнение №15. ....	10
Упражнение №16. ....	11
Упражнение №17. ....	12
Listening comprehension exercise .....	13
In case you were wondering .....	14
The genitive case .....	14
Personal pronouns .....	16
Упражнение №18. ....	16
Useful words and expressions .....	17
Numbers .....	18

Lesson №4

FAMILY

УРОК № 4

# СЕМЬЯ

## Семья

A typical Russian family in a major city consists of the parents, one child and often a grandmother or grandfather or even both. While urban families are more likely to have just one child, it is not unusual to see large families in the rural areas. In the cities as well as in the country, parents will often live with their adult, married children and help raise the grandchildren. This extended family provides a certain degree of stability and security to the children and alleviates the necessity of arranging for day-care outside the home. The economic situation in Russia and the Former Soviet Union dictates today (and has historically) that both parents work to support the family. However, some things have changed and are continuing to change; you can now find mothers who do not work outside the home, though the concept of a "house-husband" is still foreign to Russians.

The use of words which indicate relationships between family members is somewhat fluid. Children will often refer to adults (their parents' acquaintances and strangers alike) as **тётя** Aunt or **дядя** Uncle. You may also hear people refer to elderly individuals, with whom they are not acquainted, as **бабушка** Grandma or **дедушка** Grandpa. The form of address will always be **Вы** in these cases. Though there are terms for cousins: **двоюродный брат** (for males) and **двоюродная сестра** (for females), Russians will often simply use **брат** or **сестра**.

## Setting the scene

A Russian and an American are discussing their jobs and workplaces.

Listen to the dialog several times with your books closed. Do not repeat it. Try to understand what the speakers are saying. Working as a group, discuss what was said. Then listen to the American's lines. You are responsible for learning these. You are also responsible for being able to understand the Russian's lines and to respond to them in the appropriate manner.

### Диалог №1

О СЕМЬЕ		
P.	Вы женаты?	Are you married?
A.	Да, женат. / Нет, не женат.	Yes, I'm married. / No, I'm not married.
P.	У вас есть дети?	Do you have any children?
A.	Да, у меня сын и дочь.	Yes, I have a son and a daughter.

### Вариант диалога №1

P.	Скажите, Линда, вы замужем?	Tell me, Linda, are you married?
A.	Да, замужем. / Нет, не замужем.	Yes, I'm married. / No, I'm not married.
P.	У вас есть дети?	Do you have any children?
A.	У меня один сын.	I have one son.

### Диалог №2

P.	Скажите, пожалуйста, у вас семья большая или маленькая?	Tell me, please, is your family large or small?
A.	Маленькая, только мама и я. А у вас?	It's small, just my mother and I. And yours?
P.	У меня большая - родители, два брата, две сестры, бабушка и дедушка.	Mine's large: my parents, two brothers, two sisters, a grandmother and a grandfather.
A.	У меня тоже есть дедушка и бабушка. Они живут в Вашингтоне.	I have grandparents, too. They live in Washington.

## Вариант диалога №2

P.	Скажите, пожалуйста, у вас большая семья?	Tell me, please, do you have a large family?
A.	Да, мать, отец, брат и сестра. А у вас?	Yes, my mother, father, brother, sister. And you?
P.	Моя семья небольшая - родители и я.	My family's not large. Just my parents and I.

## Упражнение №1.

Connect the questions and the corresponding answers:

P.	Скажите, пожалуйста, у вас семья большая или маленькая?
P.	Скажите, пожалуйста, вы женаты?
P.	Вы замужем?
A.	Да, женат.
B.	Нет, не замужем.
C.	Большая. А у вас?

## Упражнение №2.


Translate into Russian:

- I am a married woman.
- I am a married man.
- My family is small: just my wife and I.
- My family is small: just my husband and I.
- I have a large family.
- I have a small family.
- My parents live in Washington.
- Where do you live?
- Do you have (any) children?
- Where do your children live?


## Упражнение №3.

- a. Using the model given, look at the pictures and identify the members of each family:

1. Иванóвы




2. Нóвиковы



3. Алексáндровы



4. Соловьёвы



- b. Using the Russian names you know, make up names for all the family members pictured. Don't forget **óтчество** for the adults and nicknames for the kids.

## Упражнение №4.

1. Look at the pictures and explain how, in your opinion, these people are related to each other.
2. Listen as your instructor tells you a little bit about the people pictured here. Jot down what you find interesting and retell it when asked.



## Упражнение №5.

Choose the relationship which most appropriately describes the pair.

1. Влади́мир Петро́вич Ивано́в и Пётр Никола́евич Ивано́в.
  - а. сын и отец
  - б. дедушка и внук
  - с. дядя и племянник
2. Васи́лий Никола́евич Алексе́ев и Валенти́н Никола́евич Алексе́ев.
  - а. братья
  - б. отец и сын
  - с. дедушка и внук
3. Мари́я Влади́мировна Казáнцева и Михаи́л Влади́мирович Казáнцев.
  - а. муж и жена́
  - б. сестра́ и брат
  - с. мать и сын
4. Со́фья Михаи́ловна Григо́рьева и Михаи́л Ива́нович Григо́рьев.
  - а. жена́ и муж
  - б. мать и сын
  - с. дочь и отец
5. Гали́на Алексе́андровна Соколо́ва и Дми́трий Юрье́вич Соколо́в.
  - а. жена́ и муж
  - б. сестра́ и брат
  - с. дочь и отец

## Упражнение №6.

Create a dialog using the following statements as opening lines:

1. Познакóмьтесь, это мой брат.
2. Познакóмьтесь, это моя сестра́.
3. Познакóмьтесь, это мй́ муж.
4. Познакóмьтесь, это моя́ жена́.
5. Познакóмьтесь, это мой сын.
6. Познакóмьтесь, это моя́ дочь.
7. Познакóмьтесь, это мои́ родители.
8. Познакóмьтесь, это моя́ ба́бушка.
9. Познакóмьтесь, это мой де́душка.

## Упражнение №7.

Your instructor will show you a picture of his/her family. Ask him/her who is who and what their names are.

## Упражнение №8.

Use the following phrases to create dialogs. Remember that this is simply an exercise and completely truthful answers are not always necessary.

- |    |                              |                                |
|----|------------------------------|--------------------------------|
| 1. | У вас есть мать?             | Do you have a mother?          |
|    | У вас есть отец?             | Do you have a father?          |
|    | У вас есть дети́?            | Do you have (any) children?    |
|    | У вас есть сын?              | Do you have a son?             |
|    | У вас есть дочь?             | Do you have a daughter?        |
| 2. | У меня́ есть родители́.      | I have parents.                |
|    | У меня́ есть сын и дочь.     | I have a son and daughter.     |
|    | У меня́ есть брат и сестра́. | I have a brother and a sister. |
| 3. | У него́ есть жена́?          | Does he have a wife?           |
|    | У него́ есть сестра́?        | Does he have a sister?         |
|    | У него́ есть дети́?          | Does he have (any) children?   |
| 4. | У неё есть муж?              | Does she have a husband?       |
|    | У неё есть брат?             | Does she have a brother?       |
|    | У неё есть дети́?            | Does she have (any) children?  |
| 5. | У них есть бабушка?          | Do they have a grandmother?    |
|    | У них есть де́душка?         | Do they have a grandfather?    |
|    | У них есть дети́?            | Do they have (any) children?   |

## Упражнение №9.

Ask your classmates about their families.

## Упражнение №10.

Ask your instructor about his/her family.

## Упражнение №11.

Bring pictures of your family (or any family) to class. Introduce the people in the pictures to your classmates. Be prepared to answer questions about them.

## Упражнение №12.

Fill in the blanks, following the example given:

**дедушка - бабушка**

- |             |       |
|-------------|-------|
| 1. дочь     | _____ |
| 2. мать     | _____ |
| 3. бабушка  | _____ |
| 4. родители | _____ |
| 5. муж      | _____ |

## Numbers from 1-10

1 одѣн	2 два	3 три	4 четы́ре	5 пять
6 шесть	7 семь	8 вóсемь	9 дѣвять	10 дѣсять

### Упражнѣние №13.

Listen and repeat as the numbers from 1-10 are read on the tape.

### Упражнѣние №14.

Listen to the numbers from 1-10 as your instructor reads them aloud.

- a. He/she will skip certain numbers at each reading. Which ones were they?
- b. Write down the numbers your instructor will read aloud. Read them back in Russian.

### Упражнѣние №15.

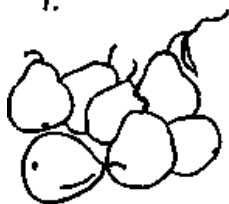
Listen and follow along in your books as the following series of numbers are read on the tape. Now listen again, with your books closed. Repeat after the speaker.

- a. 5-2-4-3-1-6-9-8-10-7
- b. 7-5-10-2-8-4-9-3-6-1
- c. 8-10-5-7-2-1-6-3-9-4


## Упражнение №16.

Look at the pictures and count the objects. What are the totals for each?

1.



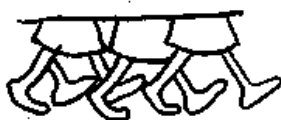
2.



3.




4.



5.



6.



7.



8.



9.



10.



11.



12.

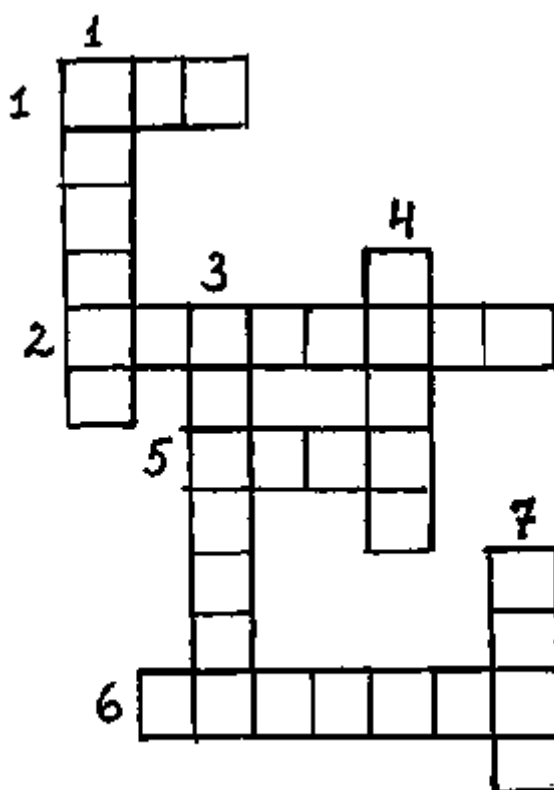


14

## Упражнение №17.

**Table 1.1. Крoссворд**

По вертикали	По горизонтали
1. Брат и...	1. Дочь и ...
3. Бабушка и...	2. Мать и отец
4. Родители и дети -- это...	5. Сын и ...
7. Сестра и ...	6. Дедушка и...



## Listening comprehension exercise

Listen to the dialog as recorded on the tape. When you are finished, discuss it with your classmates. What were you able to understand? Listen to the dialog again to check your comprehension. Ask your instructor for help if you need it. Now answer the questions below.

1. **A. Indicate whether the following statements are TRUE (T) or FALSE (F):**

1. The conversation is between 2 women. \_\_\_\_\_
2. Raisa Nikolaevna has a son named Aleksandr. \_\_\_\_\_
3. Aleksandr has 2 children. \_\_\_\_\_
4. Her daughter Natasha is a diplomat. \_\_\_\_\_
5. Natasha lives in Washington, DC. \_\_\_\_\_

2. **B. Answer the following questions:**

1. What are the names and patronymics of the two people in the conversation?
2. Does Raisa have any children? If yes, how many and what are their names?
3. Are any of her children married?
4. Does she have any grandchildren? If yes, how many and what are their names?
5. Who is Viktor Egorovich Martynov and what is his profession?
6. Who lives in Arlington?
7. Where were the pictures of Boris and Svetlana taken?
8. What did Ivan Andreevich think of the pictures?

# In case you were wondering

## The genitive case

The Genitive case has a number of different functions, the most important ones being:

- - showing possession (the 's form in English)

Это маши́на Ива́на.	This is Ivan's car
Это кни́га Мари́ны.	This is Marina's book.
Она́ живёт в до́ме роди́телей.	She lives in her parents' house.

- - indicating a noun which modifies another noun

Он мэ́р Москвы́.	He is the mayor of Moscow.
Это уче́бник ру́сского язы́ка.	This is a Russian language textbook.
Она́ учи́тельница матема́тики.	She is a math teacher.
стакáн молока́	a glass of milk
останóвка авто́буса	a bus stop
буты́лка вина́	a bottle of wine

- - indicating quantity with numbers

2,3,4: кни́ги, до́ма, окна́ (Gen. singular)

5-20: книг, домо́в, окóн (Gen. plural)

- - indicating absence of someone or something using the word **нет** (the opposite of **есть**)

Есть кни́ги.	There are books.
Нет книг.	There aren't (any) books.
Есть вре́мя.	There is time.
Нет вре́мени.	There's no time.
У него́ есть сын.	He has a son.
У него́ нет сы́на.	He doesn't have a son.
Ива́н сего́дня на уро́ке.	Ivan is in class today.
Ива́на нет сего́дня на уро́ке.	Ivan is not in class today.

- - indicating possession with preposition **у** followed by a noun or pronoun plus the word **есть**

У **меня́** есть....

У **них** есть....

У **Ива́на** есть....

У **Ири́ны** есть....

Note that the object owned is in the **nominative case**

У меня́ есть **кни́га**.

У них есть **де́ти**.

У Ива́на есть **маши́на**.

У Ири́ны есть **соба́ка**.

## Personal pronouns

The table below shows the forms of the Genitive case (G) for nouns and adjectives and compares them to Nominative case (N) and Accusative case (A).

	<b>ОН</b>	<b>ОНА</b>	<b>ОНО</b>	<b>ОНИ</b>
N	но́вый студéнт ста́рый дом	но́вая студéнтка ста́рая кварти́ра	но́вое сло́во ста́рое крэ́сло	но́вые студéнты ста́рые костю́мы
A	но́вого студéнта ста́рый дом	но́вую студéнтку ста́рую кварти́ру	но́вое сло́во ста́рое крэ́сло	но́вых студéнтов ста́рые костю́мы
G	но́вого студéнта ста́рого до́ма	но́вой студéнтки ста́рой кварти́ры	но́вого сло́ва ста́рого крэ́сла	но́вых студéнтов ста́рых костю́мов

## Упражне́ние №18.

Find examples of the Genitive case in Lessons 2-4.


## Useful words and expressions

бабушка	grandmother
большой	big, large
большая, большое, большие	
брат (братья)	brother (brothers)
внук	grandson
внучка	granddaughter
дедушка	grandfather
дети	children
дочь	daughter
дядя	uncle
жена	wife
женат	married (referring to a man)
замужем	married (referring to a woman)
маленький	small, little
маленькая, маленькое, маленькие	
мать	mother
мой	my
моя, моё, мой	
муж	husband
отец	father
племянник	nephew
племянница	niece
родители	parents
семья	family
сестра	sister
сын	son
тетя	aunt
Вы женаты?	Are you married? (asked of men)
Вы замужем?	Are you married? (asked of women)
Познакомьтесь...	Get acquainted...
Скажите, пожалуйста...	Tell me, please...
У вас есть ?	Do you have...?
У меня есть...	I have...
У меня нет...	I don't have...


# Numbers

один, одна, одно	one
два, две	two
три	three
четыре	four
пять	five
шесть	six
семь	seven
восемь	eight
девять	nine
десять	ten


# СЕМЬЯ




1. семья




2. жена и муж




3. родители и дети




4. отец и сын




5. дочь и мать



6. сестра и брат



7. внучка и бабушка



8. дедушка и внук

У меня есть мама и папа.

У вас есть брат или сестра?

9. родственники
10. тётя
11. дядя
12. двоюродный брат
13. двоюродная сестра
14. племянник
15. племянница
16. тёща
17. тесть
18. свекровь
19. свёкор
20. мальчик
21. молодой человек
22. мужчина
23. старик
24. девочка
25. девушка
26. женщина
27. старуха

